



# DELUXE TENDERS 2010





YACHTLINE DELUXE

4/5

PROJET

8/9

TECHNICAL SPECIFICATIONS

12/13

A WORLDWIDE NETWORK

14/15





# A new generation of boating pleasure is on the horizon...



Zodiac sets the technological benchmark and, with over one million inflatable boats sold worldwide, is the leading international constructor in its sector. Zodiac has pioneered most of the major innovations which have taken the concept of the inflatable boat forward. Its expertise is placed at the service of the very highest standards. It explains why the Zodiac Deluxe tenders ranges, Yachtline Deluxe and ProJet, have been chosen by the most demanding yacht owners all over the world.



# YACHTLINE DELUXE





# The perfect complement for yachts


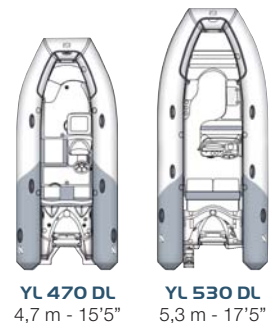
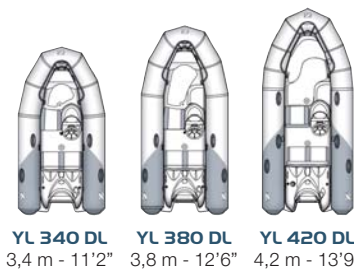
Fitted with a comprehensive range of equipment, and roomier than their competitors, the Yachtline Deluxe tenders have been designed for optimum passenger seating comfort.

Their hull design is specially adapted to the heavier 4 stroke motors providing for faster planing, with minimum bow rise. The performance and handling are outstanding and they are easy to manoeuvre in the most congested waterways.

The larger Yachtline models can easily tow a skier, thanks in part to their built in trim flaps, or take you to a diving spot. And, the Yachtlines are great fun to pilot!

Standard equipment, including electrical and fuel supply systems, have been designed to meet or exceed the stringent standards of ISO and ABYC\*. All Yachtline Deluxe tenders have a compact, low profile design, ensuring easy hoisting aboard and a minimum of inconvenience when stored.

\* International Organization for Standardization / American Boat and Yacht Council.







## PRODUCT + POINTS

- High-end equipment
- Hull adapted to 4-stroke motors
- Comfort in navigation
- Compact profile
- Removable tube
- Choice of fabrics





## EQUIPMENT

### HULL

- V-shaped fibreglass hull with built-in flaps (deep V on 470 and 530)
- Moulded non-skid deck (self-draining when empty on 530)
- Anchor locker with upholstered seat
- Rear locker with gas strut (plywood floor on 530)
- Lateral locker (420 / 470 / 530)
- 1 bow D-ring
- 2 stern rings
- 1 self-bailer

### BUOYANCY TUBE

- Removable tube system
- Semi-recessed valves
- 2 exterior handles
- Large profile rubbing strake (XL on 530)
- Reinforced cone ends
- Interior handles (2 on 340 / 380, 4 on 420 / 470 / 530)

### STANDARD EQUIPMENT

- Stainless steel bow rail
- Steering console with :
  - Steering + steering system + cable
  - 3 breakers (7 on 530)
  - Cup beverage holder (530)
  - Glove box
  - Windscreen + grab handle (530)
- Built-in fuel tank + gauge
  - fuel/water separator
  - 35 litres / 9.2 US gal (340 / 380)
  - 57 litres / 15 US gal (420)
  - 85 litres / 22.5 US gal (470)
  - 120 litres / 31.7 US gal (530)
- Recess for extinguisher

- Double pilot/co-pilot seat with removable upholstered seat (340 / 380 / 420 / 470)
- Double pilot/co-pilot seat with removable upholstered seat and collapsible backrest + pilot bolster position (530)
- Passenger seats with removable upholstered cushion
- Aft sundeck with upholstery (530)
- 3 stainless steel mooring cleats
- 3 lifting points (4 on 530)
- Courtesy light
- Navigation lights
- 12-volt plug (470 / 530)
- Battery switch
- Battery box
- Automatic bilge pump
- Bathing ladder (530)
- 2 paddles
- Foot pump
- Valve cap pressure gauge
- Repair kit
- Owner's manual

### MAIN OPTIONAL ACCESSORIES

- Lifting slings kit
- Overall cover
- Sundeck (420 / 470 / 530)
- Shower kit with 50 litres / 13.2 US gal fresh water tank (530) and 26 litres / 6.8 US gal (470)
- Roll-bar (530)
- Picnic table (470 / 530)
- Ski mast (420 / 470 / 530)
- Side bathing ladder (340 / 380 / 420 / 470)
- Canvas hood (470 / 530)
- Synthetic teak deck
- Central stainless steel mast with water-skiing ring (530)



YL 530 DL



# PROJET



PROJET 350 TC4

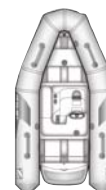


# The tonic tender

ProJet craft give you both the security of a RIB and the verve of a jet. The turbocharged 4-stroke engine gives optimum performance, and the cooling system ensures total reliability. Fast and great fun, the ProJet will plane easily with several passengers aboard. It is also perfect for waterskiing.

The ProJet is low profile; the pilot seat backrest and steering wheel can be tilted down for easy storage in yacht garages. Light weight means it can be easily handled by most cranes. The removable buoyancy tube makes for easy servicing and maintenance.

Very elegant, the ProJet also has standard equipment that bigger models would envy: an aft locker, a swimming platform, water ski towing ring, navigation lights and a fixed high-capacity fuel tank providing long-range cruising.



**PROJET  
350 TC4**  
3,5 m - 11'6"

**PROJET 350 TC4**





## PRODUCT + POINTS

- Compact
- Jet propulsion motor
- Performances
- Removable tube



PROJET 350 TC4





## EQUIPMENT

### HULL

- Moulded non-skid deck
- Anchor locker with upholstered cushion
- Mooring ring
- 2 stern rings
- Swim platform

### BUOYANCY TUBE

- Removable tube system
- Semi-recessed valves
- 4 aluminium grab handles
- Passenger handles
- Large non scuff rubbing strake
- Reinforced cone ends

### STANDARD EQUIPMENT

- Reclining console with :
  - Adjustable steering wheel
  - Boarding step
  - Switch panel (3 breakers)
  - Multifunction instrumentation with : speedometer, hour/meter display, oil and fuel gauge with warning indicators
  - 12-volt plug
- 2 beverage holders
- Recess for extinguisher
- Double pilot/co-pilot seat with collapsible back rest
- Double bench seat
- Built-in fuel tank under passenger seat (45 litres / 12 US gal on 350)
- Rear locker
- Navigation lights
- Ski hook

- 3 lifting points
- 3 mooring cleats
- Battery
- Motor bilge pump
- Bilge blower
- 2 collapsible paddles
- Foot pump
- Repair kit
- Owner's manual
- Valve cap pressure gauge

### ENGINE



- Motor: 98 hp, turbo-charged 4-stroke, closed circuit liquid cooling system
- Freshwater rinsing kit

### MAIN OPTIONAL ACCESSORIES

- Overall cover
- Teak deck
- Stereo sound system
- Lifting sling kit



REMOVABLE TUBE SYSTEM\*





# TECHNICAL SPECIFICATIONS



	YACHTLINE DELUXE		
	340 DL	380 DL	420 DL
<b>DIMENSIONS (metres - feet/inches)</b>			
Overall length	3,4 - 11'2"	3,8 - 12'6"	4,2 - 13'9"
Inside length	2 - 6'7"	2,4 - 7'11"	2,8 - 9'2"
Overall width	1,77 - 5'10"	1,77 - 5'10"	1,86 - 6'1"
Inside width	0,86 - 2'10"	0,86 - 2'10"	0,94 - 3'1"
Buoyancy tube diameter	0,455 - 1'6"	0,455 - 1'6"	0,455 - 1'6"
<b>CAPACITY</b>			
Passengers (ISO)	4	5	6
Maximum payload <sup>1</sup> (kg - lbs)	605 - 1334	735 - 1620	850 - 1874
Total weight (kg - lbs)	193 - 426	218 - 481	273 - 602
Airtight compartments	3	3	3
<b>DESIGN CATEGORY</b>			
European directive N° 94/25/CE	C	C	C
<b>OUTBOARD DATA</b>			
Shaft: ● Short ■ long ✕ Extralong * Ultralong ▲ Jet	■	■	■
Minimum recommended power <sup>2</sup> (Hp)	15	20	30
Minimum recommended power <sup>2</sup> (kW)	12	15	23
Maximum recommended power <sup>2</sup> (Hp)	30	30	50
Maximum recommended power <sup>2</sup> (kW)	23	23	38
Maximum power allowed <sup>3</sup> (Hp)	30	40	50
Maximum power allowed <sup>3</sup> (kW)	23	30	38
Maximum weight of outboard <sup>4</sup> (kg - lbs)	100 - 221	110 - 243	120 - 265
Maximum speed <sup>5</sup> (km/h - mph)	48 - 30	54 - 34	60 - 37
<b>HULL STORAGE DIMENSIONS (metres - feet/inches)</b>			
Length	3,18 - 10'5"	3,58 - 11'9"	3,98 - 13'1"
Width	1,11 - 3'8"	1,11 - 3'8"	1,25 - 4'1"
Height	0,96 - 3'2"	0,96 - 3'2"	1,03 - 3'5"
Hull angle	18°	18°	18°





**PROJET**

**470 DL**

**530 DL**

**350 TC 4**

4,7 - 15'5"

5,3 - 17'5"

3,5 - 11'6"

2,98 - 9'9"

3,68 - 12'1"

2,52 - 8'3"

2,05 - 6'9"

2,24 - 7'4"

1,86 - 6'1"

1,05 - 3'5"

1,2 - 3'11"

0,95 - 3'1"

0,5 - 1'8"

0,52 - 1'8"

0,455 - 1'6"

9

9

4

945 - 2083

1115 - 2458

408 - 900

390 - 860

400 - 882

350 - 772

5

5

4

C

C

C

■

■

▲

50

40

-

38

30

-

70

75

98<sup>b</sup>

53

56

73<sup>b</sup>

90

115

-

68

87

-

170 - 375

195 - 430

-

68 - 42

70 - 43,5

70 - 44

4,34 - 14'3"

4,73 - 15'6"

3,25 - 10'8"

1,38 - 4'6"

1,54 - 5'1"

1,25 - 4'1"

1,14 - 3'9"

1,7 - 5'7"

0,85 - 2'9"

21,5°

24,5°

26°

Indicated measurements may vary by +/- 3%, or +/- 5% for weight and speed measurements.

- (1) Maximum permitted load is calculated using ISO standards. Caution is advised when operating fully laden boats.
- (2) Recommended power is based on optimal use of the boat's abilities under average load. Depending on use, choose either maximum (water-skiing) or minimum power (fishing, cruising).
- (3) Maximum permitted power, when above maximum recommended power, must be used with the most extreme caution. It should only concern experienced users, employing their boat for very specific purposes (carrying heavy loads, etc). The manufacturer's plaque specifies maximum permitted power. The power of your boat must never exceed this under any circumstances.
- (4) Maximum permitted weight: dry weight, according to motor manufacturers' catalogue specifications.
- (5) Maximum speeds are intended as a guide only; they were measured in ideal conditions by professional pilots with one person aboard. They may vary according to make of motor, boat load, propeller type and water conditions.
- (6) 104 hp/76.5 kW for the United States

Models in this catalogue are sometimes shown with optional accessories. Please check standard equipment supplied with each model. See your Zodiac agent for more information. Zodiac continually strives to improve its products and as such reserves the right to modify or delete any model presented in this catalogue without prior warning. Photos of the models presented in this catalogue are not contractual.



# A WORLDWIDE NETWORK

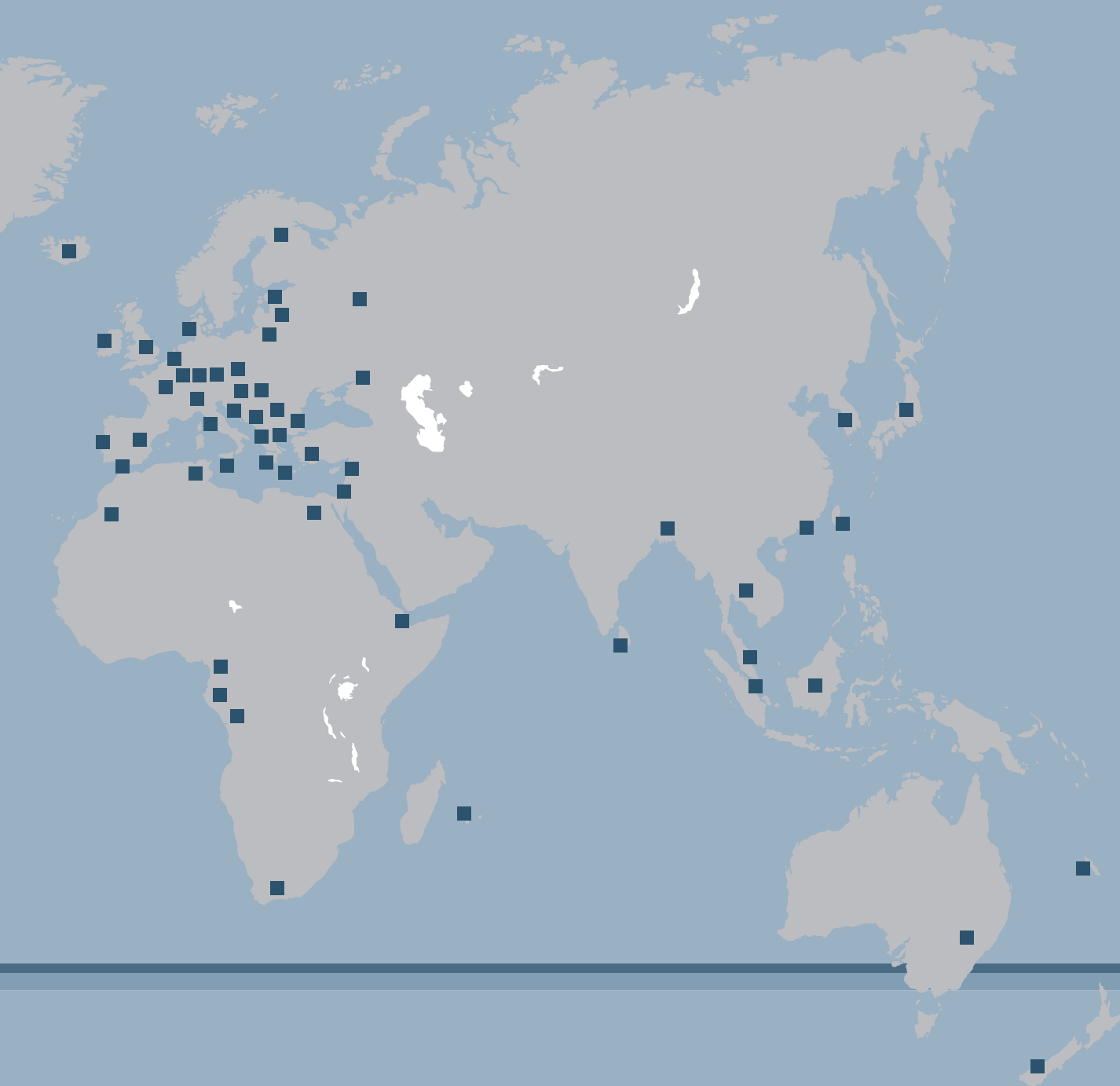
Wherever you are in the world, you will find a Zodiac dealer to help you.

We have a worldwide network of more than 1600 points of sales distributed in 90 countries, made up by boating experts.

[www.zodiacmarine.com](http://www.zodiacmarine.com)







This document may refer to trademarks belonging to other Companies. Such references are for identification only, and are not intended to be an endorsement.

In a permanent concern of improvement of its products, Avon reserves the right to modify or improve the conception or definition of its products at any time, without any prior notification and no retroactive effect on the boats built previously.

This document cannot be considered as a contractual document.  
Non-contractual pictures.  
Products may vary from images shown.





[www.zodiacmarine.com](http://www.zodiacmarine.com)



Zodiac International S.A.S.U with a capital of 18 000 000 € - 729 800 839 RCS Nanterre  
Zodiac is a registered trade mark of Zodiac Marine & Pool  
Copyright© Zodiac 2010